

Fundations!

Please practice your words daily.

Here are some ways you can practice the words:

Have someone ask you how to spell words out loud.

Write words in sentences.

Write words on index cards twice then play memory with your words.

Write words in shaving cream.

Write words on paper then cut them up and mix the letters and make them three times each.

Use magnetic letters to make words.

Use different colored markers to write words in rainbow!

Keep up the great work!

From,

The First Grade Team



How to mark up...

## **closed syllables**

(syllables that end in a consonant)

Scoop the syllable and  
mark it with a C.

mop  
c

Now you try!

but

dig

bad

rap

How to mark up...

## **short vowels**

Put a breve on top of a  
short vowel.

dōt

Now you try!

cup

pen

bus

zip

How to mark up...

## **buddy letters**

(qu)

Circle buddy letters.

quick

Now you try!

quit

quiz

quack

quill

How to mark up...

## **digraphs**

(wh, ch, sh, th, ck)

Put 1 line under the digraph.

shop

Now you try!

shut

thud

back

chat



How to mark up...

**bonus letters**

(ff, ll, ss, zz)

Put a star over the  
bonus letter.

sell<sup>\*</sup>

boss<sup>\*</sup>

Now you try!

hiss

tell

buff

fuzz

How to mark up...

**welded sounds**

(all, am, an)

Draw a box around the  
welded sound.

mall

man

yam

Now you try!

ball

can

tall

bam

How to mark up...

**suffixes**

(-s, -es)

Circle the suffix.

bug(s)    box(es)

Now you try!

pens

foxes

socks

dishes

How to mark up...

**the suffix -s**  
**(expert)**

Circle the suffix -s and  
mark /s/ or /z/ for the  
sound it makes.

dot<sup>/s/</sup>(s)    hug<sup>/z/</sup>(s)

Now you try!

pigs

hats

tubs

pops

map

led

him

sit

not

sad

nut

run

ten

rim

cup

dug

six

lab

log

rug

mom

lid

pen

pop

math

dock

shut

fish

when

shed

pick

wish

rich

thin

rock

sock

duck

with

thud

luck

such

kick

bath

ship

chick

shush

shack

thick

much

them

whack

which

shock

dash

wall

pass

miss

jazz

fill

fall

shell

huff

muff

buzz



hall

fuzz

loss

pill

dull

puff

fuss

call

hiss

well

man

van

fan

chop

ham

pan

sob

ran

jam

sham

rash

ram

hop

shun

wham

tan

can

ban

hum

dam

Dan

Tom

Cam

Sam

Jeff

Ross

Zack

Pam

Jan

Tess

walls

gaps

chops

mashes

tabs

hums

hips

fans

buzzes

hams

cups

hops

taxes

rocks

misses






calls

bells

hits

chicks

shells







# Long E Vowel Teams

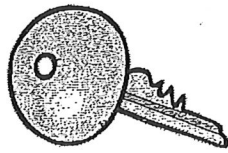
ee




jeep  
keep  
creek  
meet  
sheep  
feed  
weep  
need  
see



ey



key  
donkey  
monkey  
valley  
chimney  
kidney  
pulley  
hockey



ea



eat  
cheap  
meat  
least  
clean  
dream  
heal  
beat  
tea


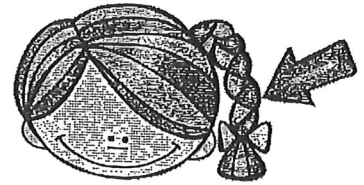
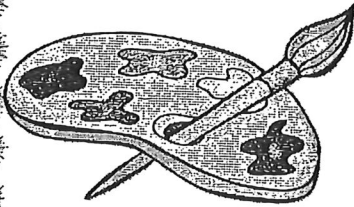




ai

rain  
train  
hail  
tail  
paint  
claim  
faint  
trait  
Spain



bait  
gain  
plain  
mail  
aim  
brain  
snail  
wait  
paid



pay  
day  
may  
ray  
gray  
tray  
splay  
play

ay

bay  
ray  
hay  
stay  
tray  
clay  
lay  
jay  
spray



Use ay at the end of a base word

# The Rainy Day

“Rain, Rain go \_\_\_\_\_. Little Molly wants to play.” Molly sang her sad song over and over. Molly could not wait to go to the \_\_\_\_\_ to visit Grams and Gramps. She had a sail boat she wanted to \_\_\_\_\_ in the pond. But there was so much rain, she could not go to the pond and sail it. Molly’s \_\_\_\_\_ came in and said, “Molly why are you so sad?” Molly went like a \_\_\_\_\_ over to the chair. Molly said, “Why do you think I am sad?” Mom said, “It is plain to see you are upset. But Molly you should not mope all day. If you use your \_\_\_\_\_, you can think of \_\_\_\_\_ fun do. Molly said, “It is not fair! My plan was to play and sail today, but I cannot sail with all this rain. Mom said, Molly you have a \_\_\_\_\_ plan. The rain is not hard. You can still sail, all you need is a jacket. Molly was surprised but glad she could still play in the rain.

great	something	mother	away
brain	snail	sail	country



## Homophones

©Smart and Special Teaching

My father loves to play golf. One \_\_\_\_\_ he had a plan to \_\_\_\_\_ his friends to play a game. But he was feeling a bit \_\_\_\_\_. He thought it would be good to eat some meat, so he would feel stronger. He asked my mother if she would fix him some \_\_\_\_\_. She said, "Yes, I will. But while I fix you some meat, will you fix the door? It is starting to \_\_\_\_\_." While Dad fixed the creak, Mom fixed him a plate with meat, and \_\_\_\_\_. She also made him some sweet \_\_\_\_\_. After eating, he \_\_\_\_\_ to feel stronger. As he was getting ready for his game, the \_\_\_\_\_ on his pants split so he had to fix it. Then he was ready to beat his friends. He met his friends at the spot where they play golf. The spot is near a creek. Dad likes the spot. Many times \_\_\_\_\_ will come to drink from the \_\_\_\_\_. When dad hit the golf ball, he also hit the golf \_\_\_\_\_ and it went flying. Dad said, "Oh \_\_\_\_\_ me my \_\_\_\_\_ hit a tree!"

dear	seam	beets	tee	creek	meet	weak
deer	seemed	beat	tea	creak	meat	week



# Unit 1 Trick Words

Date: \_\_\_\_\_

Name: \_\_\_\_\_

the

a

and

is

his

of

# Unit 3 Trick Words

Name: \_\_\_\_\_

Date: \_\_\_\_\_

as

has

to

into

we

me

he

for

she

or

be



# Unit 4 Trick Words

Date: \_\_\_\_\_

Name: \_\_\_\_\_

you

your

I

they

was



one

said

# Unit 5 Trick Words

Name: \_\_\_\_\_



Date: \_\_\_\_\_

  from





  have



  do



  does



































# Unit 6 Trick Words

Date: \_\_\_\_\_

Name: \_\_\_\_\_

were

are

who

what

when

where

there

here

# Unit 7 Trick Words

Name: \_\_\_\_\_

Date: \_\_\_\_\_

why

by

my

try

put

two

too

very

Date:

Name:



also



some



come



# Unit 8 Trick Words



Name: \_\_\_\_\_

Date: \_\_\_\_\_



would



could



should



her



over



number



# Unit 9 Trick Words

Date: \_\_\_\_\_

Name: \_\_\_\_\_

say

says

see

between

each

# Unit 10 Trick Words



Name: \_\_\_\_\_

Date: \_\_\_\_\_



any



many



how



now



down



out



about



our

# Unit 11 Trick Words



Name: \_\_\_\_\_

Date: \_\_\_\_\_



friend



other



another



none



nothing



# Unit 12 Trick Words

Name: \_\_\_\_\_

Date: \_\_\_\_\_

people

month

little

been

own

want

Mr.

Mrs.



# Unit 13 Trick Words



Name: \_\_\_\_\_

Date: \_\_\_\_\_



work



word



write



being



their



first



look



good


# Unit 14 Trick Words

Name: \_\_\_\_\_


Date: \_\_\_\_\_

 water




 called




 day



 may



 way



Hello Writers!

We hope you can continue to write while you are at home. The 3 kinds of writing we have learned and practiced in class are:

Narrative Writing: Small Moments

Informational writing: Teaching Books

Opinion Writing: Writing reviews

It would be great to practice any of these types of writing.

In class we have been working on "opinion writing". I hope you can speak about your opinion with your family and then write it down. Here are some ideas:

What is your favorite: toy, season, beach, book, sport, playground, restaurant, movie, etc? Then, of course, why?

I know you and your family can think of many things to have a strong opinion about!

Write an opinion about what you learned from your Scholastic News!

Here is an outline for you to use when you write.

Write your opinion:

The best \_\_\_\_\_ is \_\_\_\_\_.

There are many reasons why I think \_\_\_\_\_.

The first reason is...

The second reason is...

The third reason is...

Another reason is...

That is why \_\_\_\_\_ is the best \_\_\_\_\_.

# Convince Your Reader!

write your  
opinion



give LOTS  
of reasons

1. 2. 3.

One reason is...

Also...

Another reason is...

add details



\*For example...

\*I think that  
because...

use  
-sparkly-  
words

talk back!



Some people say...  
But I still think...  
I disagree because...


quote  
experts







be friendly



# Ways to Spell Words

 You can do it!

Say it   
slide it   
hear it   
write it  cat

## Use Snap words

A	B	C	D
q	be	can	do
as			did

## Listen for little words inside

? winter

## Use words you know

art → smart

## Write it part-by-part

cr  
croc  
croco  
crocod  
crocodile



## Listen for syllables



## Write sounds



use a vowel a e i o u


# How Did I Make My Writing Easy to Read?

I put spaces between my words.


One \_ reason



I checked the word wall.



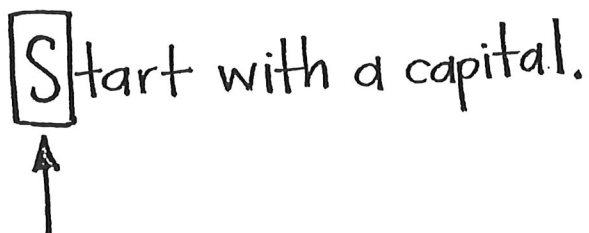
I spelled tricky words the best I can.



I reread my writing, touching each word.



I used capital letters at the beginning of sentences.



I used different types of end punctuation.

