

Nantucket Elementary School Newsletter



NES

February 2017

Dear Families,
Happy February!

So the darn groundhog saw his shadow yesterday, which means 6 more weeks of winter! I am so hopeful that the weather stays the way it has been so far this year! It is important that all children come to school dressed for the weather. As long as the temperature is over 15 degrees (factoring in the wind chill), the children may be going outside. With any snow, they need to wear boots or some other waterproof shoes. Children should have hats or hoods, gloves or mittens, and a warm coat. In addition, there can be mud and wet areas on the field. Part of the preparedness especially for younger students should also include: a change of clothes, pants, socks, and change of shoes, in particular. Please send these items in for your child. They can stay in the cubbies if they are not used.

I have done a push for families to be sure they are checking the student report cards on ASPEN. This is absolutely necessary. If you are still having trouble, please contact the main office. We can assist and we are happy to do so. We have been posting report cards on ASPEN for two years now. While I recognize, it may not always be the easiest system to navigate, it is the system your child will use through their entire career at the NPS. In the beginning of the school year next fall, we will hold an ASPEN training.

I will be sending a separate notice about the parking and driving on the grounds of NES. I am very worried about student safety. Please recognize that at any moment, a child could pop out of nowhere. There are parking spots for parking, but the circles and driving lanes are not parking spots. The lot on Surfside Road is for busses only. The only time visitors can come to that lot is after 8:30 AM and before 1:30 PM. The back lot off First Way has only 5 visitor spots. All other spots are used for staff parking. This is not the greatest drop off spot for children. Please know I understand how hard this is. I navigate the High School lot every morning to drop off my daughter. I know we are all busy and have to be at other places. Safety needs to be everyone's top priority.

- ◆ 5th Grade Band Concert on **Wednesday 2/8/17 at 7:00 pm** in the LGI!
- ◆ the FONPS Spelling Bee (I am very excited to be the Pronouncer again this year) and we have some NES participants competing on **FRIDAY 2/10/17 at 6:30 pm** in the MPW auditorium
- ◆ **Lip Sync Parent Meeting** – yes we will be doing this event again! We are having a required parent meeting to discuss all the aspects of participating. **NES Café 2/15/17 6:00 pm**
- ◆ **School is closed on Monday, 2/20/17 for President's Day**
- ◆ Our **Winter Break** is from **2/27 – 3/3/17**.

As always, I welcome your feedback, questions, concerns, participation and conversations. Please do not hesitate to contact me. Thank you again for all you do to support your children and our efforts!

Stay warm,
Mrs. Kubisch

Important Message from Nurse Bonnie Ray:



Several cases of head lice have been reported in the community. Although we have had a few cases this year, it is not a widespread problem at the elementary school. If you suspect your child has head lice, please, let us know and the nurses would be glad to help. We know what to look for and can help you in treating head lice.

Twelve easy steps for treating head lice:

- * Shampoo the hair with a medicated shampoo or cream rinse, following the directions carefully.
- * Comb the hair thoroughly with a long-toothed comb. LiceMeister or something similar is recommended. Use a strong light source; it's very helpful when looking for nits (eggs).
- * Part the hair into very small sections and check carefully for nits and remove them from the hair shaft.
- * Check your child's hair every day for a couple of weeks, looking for nits or signs of re-infestation.
- * Re-treat the hair in 7-10 days to kill any lice that have hatched since the first treatment. This is important as it's often difficult to remove every single nit, especially in people with long hair.
- * Being consistent and diligent about checking daily and removal of nits, if found, will go a long way toward controlling the problem.
- * Wash all clothing, hats, towels, bed linens, and bed toys your child has worn or used during the 2 days before treatment in very hot water and dry in a dryer on high heat.
- * Items that cannot be washed can be dry-cleaned or sealed in a plastic bag for 2 weeks.
- * Combs and brushes should be soaked in very hot water (130 degrees F.) for 10 minutes or replaced with new ones.
- * Vacuum all carpets, upholstery, and mattresses thoroughly.
- * DO NOT use an insecticide on furniture, rugs, or pets.

In kindergarten we have been working on learning about the weather and seasons. We are talking about the changes as the year goes on as well as day to day. We are continuing learning about addition and subtraction in math as well as shapes and using shapes to create new ones. We have finished up writing narratives from our lives and are moving on to teaching books and "how-to" books. We had fun during the LITTER-acy activity and loved learning about re-using Stop and Shop bags.





Grade 1

January and February are exciting months in First Grade. We are especially enjoying our First Grade Sing-Along, focusing on songs which represent American civil rights and freedoms. Parents will be invited to join us in February. Be on the lookout for your invitation!

Another few highlights this winter include:

- * Working with the Nantucket Historical Association to learn about and create Sailor's Valentines, reflecting our unique Nantucket History. Classes will be working with materials from the NHA in February to focus on these special projects.
- * The first grade has begun a new study in Writing Workshop: Informational Writing! This is an exciting writing unit, where children are writing about topics on which they consider themselves "experts." Additionally, it's an opportunity to read a lot of great non-fiction books and writings, and to then write about what they have learned, including facts and important information. You'll notice a lot of writing about Historical American figures (biographies), science and nature, specifically the sun, seasons and weather patterns, animal groups, and more. This is a favorite writing unit of our students.
- * In math, processes are more complex and require multiple problem solving steps. Students should have their math facts (+ and -) to 10 well mastered, and are working on automaticity with facts to 20. In our math time each day, students are working on curriculum skills and practice, as well as working in centers, exploring higher level thinking skills and practice with the first grade curriculum. Currently, we are focusing extensively on working with groups of 10's, (adding, counting on, making new tens, and before and after a given number.) Homework continues to come home on a nightly basis throughout the week.
- * Reading continues to be a primary focus in First Grade. Please continue reading at home with your child each night. This is the key to increased fluency, reading ability and reading confidence. Please see your child's teacher if you need a good book suggestion for your child to read at home.
- * Lastly, we continue to enjoy the outdoors as much as possible each day. Please remember your child's warm winter clothes and boots each day.

Grade 2

Our students are working hard in grade 2! January is quickly passing! We have been reading about Martin Luther King Jr. and are working on biographies and timelines. We have just completed our unit on solids, liquids and gasses and are now starting on our unit of study on maps and globes. Your child will be learning about using maps and globes, locating the 7 continents and 5 oceans as well as landmarks such as land boundaries, large mountain ranges and rivers. We will also be talking about our heritage as we study the globe. In math, we are studying place value and money. Make sure to keep up the great math practice at home! In reading, we are working on practicing our fluency and some students are bringing home fluency passages to be practiced nightly. Others are reading their books in their book bags nightly to help boost these skills! We have been using iPads in the classroom regularly this year. Just a reminder that the kids have passwords to Reading Eggs and Math Seeds that they can utilize at home for extra reading and math practice! We have wrapped up with our opinion pieces and are starting our work on informational writing. Valentine's Day is coming up! We celebrate healthy hearts so make sure to bring in a healthy treat to share!

Grade 3

What's new in third grade? Third graders are learning about weather and climate. Checking out the weather forecast, looking at highs and lows at home, and discussing the weather in other climate regions could help to reinforce what they are learning at school.



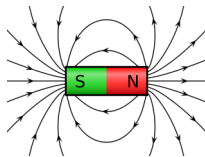
Students will soon be learning about the daily life of the Puritans. Students will use what they learn to compare and contrast the Pilgrims and Puritans.

In math, we have been working on multiplication and area, and solving multiple-step problems. Following this unit, we will be moving into fractions.

Third graders will be participating in Enrichment Clusters for one hour each Friday beginning on February 17th. Teachers, teaching assistants, and community members will work with small groups of students to work on all sorts of enrichment learning activities and topics. This is often a highlight of their year in third grade!

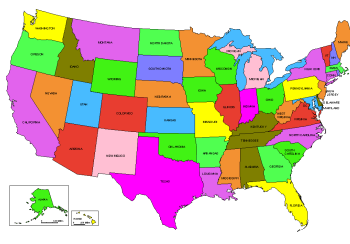
Grade 4

It has been a busy month!! We have been scientists working away with magnets and electricity. We know about the poles on magnets, what they attract and repel, how to light up motors and lightbulbs, and the difference between parallel and series circuits! Quiz us about where we see magnets and electricity in our everyday lives – we can tell you how it works!



We've also begun studying the night sky to aide our exploration of the solar system.

4th grade will begin our study with the moon, transfer over to the sun, and then travel through the planets. In ELA we are covering a lot of the same skills we learned last term! We are becoming pros when identifying character traits, making inferences, determining main idea, recognizing author's purpose, and now we are even discovering text structures and the difference between first and third person accounts. In math we are finishing up our unit on division and are moving on to equations and word problems. You can help us out with this! When you are in the car, waiting in line at the grocery store, or taking a pet or sibling for a walk, create a simple word problem for our fourth grade friends to practice. Or ask your student's teacher for some ideas! Word problems can be tricky, but with practice we can conquer those as well. Speaking of words, we are working on transition words, introductions, and concluding paragraphs in writers workshop. Our newest writing piece is about fourth graders favorite thing to vocalize – their opinions. We have developed a thesis and are coming up with strong supporting reasons to back it up. Finally, in social studies fourth grade has begun its travels across the United States. Be prepared to hear a lot of different facts about states throughout our country!





Grade 5 News:

Well, January is almost in the books and boy has it flown by. In Science, 5th grade students have been working on a collaborative unit from the Boston Museum of Science that deals with environmental pollution. Thanks to the Nantucket Land Council for helping make this happen. Everyone has learned a great deal about how everyone has an effect on the environment and it has been a unique opportunity for 5th grade students to engage in project-based learning. Soon, we will be moving on to weather and climate. We have finished multiplying and dividing fractions in math. Now it's time two-digit multiplication of whole numbers and decimals. Keep practicing those basic facts in Math. Writing opinions have been that focus in ELA last month and will continue to be through March.

In other news, the famous 5th grade citrus sale will begin this week. Students will be bringing home all of the information about sales. Each student is expected to sell 10 cartons of fruit. Deliveries will be made after the February break. Proceeds go to help defray the cost of the 5th grade trip to Nature's Classroom in the spring.

The entire 5th grade are still holding monthly grade-wide meetings. These meetings are a way to promote community and well-being. Each month, a different classroom leads the meetings. So far, Mr. Minella's class and Mr. Millen's class have lead the meetings. Ms. Lewis' class is up in January.

We hope all is well and if you have any questions about the fruit sales, please contact any member of the fifth grade team!

From the Math Team:

A Rapid Rounding Game

As third graders begin to work on more complex computations, they will need some way to quickly double check their answers. That's why rounding is such an important skill set to master in third grade. The good part? "Rapid Fire Rounding" can be fun! This kinesthetic game will help your child practice this skill and get her adrenaline rushing.

What You Need:

9 pieces of poster board in various colors
masking tape
large black marker
index cards
stop watch

What You Do:

- Label the poster boards by hundreds from 100 to 900 (100, 200, 300, 400, 500, 600, 700, 800, 900). Each poster board should have one number on it. Tape these all in a row to the ground outside, or in an open space in your home where it's okay to stomp on them.
- On the index cards, write a variety of numbers from 100 to 900, such as 136, 879, 510, etc... There should be about 40 cards.
- Tell your child that you are going to hand him a card, and he has to round the number to the nearest hundreds place and then jump on the correct answer as quickly as he can. After three tries to get the fastest time, switch places.
- Now it's your turn to claim the title as the fastest rounder! After a few rounds like this, shuffle the poster boards around so that they are no longer in order, but all mixed up. How does this affect your time? This game is especially helpful to kids who struggle with pen and pencil sitting tasks. In this activity, there's nothing like "voting with your feet" when it comes to understanding how this math concept works

K-2 Physical Education with Mrs. Beaudette

Upon return from our winter break, we completed our unit Dribbling, Volleying, and Striking practicing the skills of Volleying and Striking. Please see my kindergarten students volleying and striking balloons!



We jumped away the remainder of the month of January in our unit, Jumping. From long jumping to jumping rope and hurdling to hopscotch, my students worked hard and showed tremendous teamwork in their jumping lessons. Please see my second grade students practicing their hopscotch!



Thank you for your continued support in helping your child come prepared to PE with comfortable clothing and sneakers!



ART ROOM UPDATE:

Ms. Grant's Art Room:

We have been working with air dry clay in the elementary art rooms. Kindergarten and first grade students made butterflies using a slab of clay. Next we formed a coil for the body and we learned to score and slip the clay to attach pieces together. Second grade students made various creatures from pinch pots. We focused on learning to score, slip, press, and compress pieces to each other to make them stick. We are about to begin a unit about weaving.

Please contact me if you need a permission slip for Artsonia.



Ms. Beaty's Art Room:

Grades 3, 4 and 5 have all been working on their clay projects since coming back from winter break. Grade three is expanding their knowledge of making pinch pots from last school year to make bobble head figurines, Grade four is using the slab rolling technique to make mugs, and grade Five is constructing busts, or sculptures of a person's head neck and shoulders inspired by classical and historical sculpture.

From the Gym Closet Grades 3-5

Last month-I reached out to you via email to let you know how much I enjoy teaching your children. I will try to reach out to you more often, as I would really like the lines of communication to remain open and to encourage dialog that is two-way. If you have a comment or concern, please do not hesitate to contact me directly- my email is:

gardnerg@nps.k12.ma.us Thank you for sending your children in with sneakers and water bottles. This makes a huge difference in time management, and you are helping your children learn to set habits that promote life-long good health. I so appreciate your effort! Along the same lines, please feel free to jot me a quick email if for any reason, your child has a medical reason or illness and you feel that they need modification or to sit out. I am happy to adjust things so that your child can be successful! Getting the "green light" from home is always important and helpful to me in order to do my best for your child!

I have been really enjoying seeing my student's success in SPARK basketball unit. They have been learning to pivot, fake, pass, dribble, shoot a 1-handed shot with dominant and non-dominant hand, and also to shoot or improve their "lay-up" shot. In addition they have been working on lead-up games that encourage pivots and fakes with passive defense and a partner. This week we have been playing games rotating our three teams of either 5, 6, or 7 players within the half court that we have available.

One of the biggest challenges we face, is the different levels of skill and strategy-as some of our students play club basketball, but many do not. All of our game activity is played under the auspices of the "SPARK UMBRELLA": Listen and follow directions, Kindness given is kindness returned, Always think Safety, Support others and be a good sport, and Participate 100%. We refer to this chart daily and students are always reading and rereading. Our lessons are posted on the board, with objectives/goals listed.

Something new at the end of each class is our self-assessment chart. As children leave the gym, they need to decide how they did in class that day, and rate themselves-just walk by the chart and tap a number with their fingers. I'd like them to know that they have control over their performance, their improvement will be guided by self-reflection, and I hope the self assessment helps them to be more proactive in their efforts. This is non-judgmental and I don't record it, it's just for the kids... The chart says: I did all you asked and more that's why I got a 4

I did what you asked of me that's why I got a 3

There was MORE that I could do, that's why I got a 2

I did not do what should be done, that's why I got a 1

This self-assessment tool was one I got from attending the SPARK workshop over on the Cape this fall, with TOY (teacher of the year) Joe McCarthy. He was truly amazing, and I was very inspired.

We are looking forward to volleyball, some dance activities and interdisciplinary PE lessons where we incorporate math and reading concepts into physical activity. Again, thank you for all you do to help your children succeed-and for sending them ready for PE class.

Ms. Gardner



School Counselor News...

As we wrap up January, our work with students on problem solving will naturally progress to situations in which these skills are critical...

In the month of February, our classroom-based instruction and small group work will continue to focus on:

Respecting others

- Teasing
- Bullying
- Being a Positive Bystander

We will be working with students on accepting each other for who they really are...not what they look like or appear to be. Our lessons will focus on the importance of compassion and kindness, and how these life skills influence one's ability to be a positive bystander. Although conflicts may occur in the daily lives of children, our goal is to equip our students with the necessary problem solving skills to deal with issues in peaceful and productive ways.

Feel free to contact the school counselor at your child's grade level if you have any school-related questions or concerns. We are happy to help if we can! Ms. Clark can be reached at ext. 2109 and Ms. Hood can be reached at ext. 2110.



Music Notes

2017 has started strong in primary music classes! Kindergarten has been focusing on distinguishing the difference between high and low sounds—their ears have *really* been working! They also have been exercising their creativity by interpreting rhythmic chants and poems through movement. First graders have learned more about music notation this month. They have officially labeled quarter notes and eighth notes, and they have written their own melodies using simple pitch patterns, like Sol-Mi. Second graders studied patterns in music this month—they can now tell you *all* about different musical forms! For Martin Luther King Junior Day, each class created its own special musical pattern by combining facts they had learned about the civil rights activist and the song, *This Little Light of Mine*. I am so proud of how much the kindergarteners, first, and second graders have mastered since September, and I look forward to helping them achieve even more in the months ahead!

First Band Concert!

All are welcome to attend the first beginner band concert on Wednesday, February 8, at 7 p.m. in the LGI at Nantucket High School. (Please note that the concert is scheduled for the LGI and not the auditorium.) The fifth grade band members have devoted great time and effort to learning to play new instruments, and they have much to be proud of! I am excited to watch them shine at their concert in two weeks, and I hope you can make it to support NES's rising instrumentalists!

Chorus News

The fourth and fifth grade chorus will continue to meet Thursday afternoons in the NES cafeteria. Until further notice, rehearsals are scheduled for right after school until 3:10 p.m. Please note that the chorus concert is scheduled for Wednesday, May 3, so save the date!

From the Reading Corner:

Save the Date!



Dr. Seuss' birthday is March 2nd. In celebration of this event, schools and libraries around the country celebrate by bringing literacy into the lives of children. To celebrate, we will be hosting our 6th annual Family Literacy Night next month! This night will be Thursday, March 9th from 5:30-6:30pm. This year's event will include games and activities for children of all ages and a special visit from The Cat in the Hat and other surprise guests! We are looking forward to this school-wide event and hope that you will come and join us. There will be a surprise treat for each child who attends this event.



6th Annual Family Literacy Night

Thursday, March 9th

5:30-6:30 p.m.

Recommended Reading:

Green Eggs and Ham
The Cat in the Hat
One Fish, Two Fish, Red Fish, Blue Fish
Oh, The Places You'll Go
The Lorax
The Sneetches
Horton Hatches the Egg
There's a Wocket in my Pocket
Fox in Sox
Harry Potter and the Sorcerer's Stone
A Treasury of Curious George
Curious George at the Baseball Game



..more important information from Nurse Bonnie Ray:

Annual Screenings:

Vision and hearing screenings have been completed for children in preschool through 5th grade. If you have not heard from me, your child passed both screenings without difficulty. Next up – preschoolers get screened for vision and hearing and then scoliosis in the spring for all 5th grade students

Cold Weather:

The Commonwealth of Massachusetts, Department of Early Education and Care, has established specific guidelines concerning children playing out-of-doors during extreme cold weather.

NES COLD WEATHER GUIDELINES:



- Children will not be allowed to play outdoors in cold weather whenever they are not wearing proper clothing in the judgment of the homeroom teacher.
- Children will be kept indoors when any combination of cold and wind results in a wind chill at or below 15 degrees Fahrenheit. This temperature poses a significant health risk.

Dressing in layers offers the best protections against the cold. This traps air warmed by body heat and insulates against cold temperatures. Wear loose-fitting, lightweight, warm clothing in several layers. Coats/parkas should be tightly woven, water repellant and have a hood. Mittens offer better finger protection than gloves and should fit snugly at the wrist.

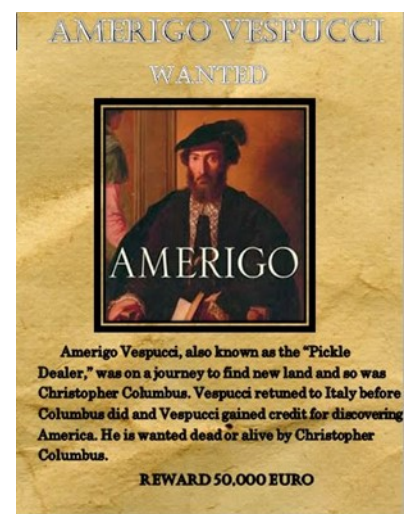

From the Computer Lab

WANTED POSTERS

A 5TH GRADE MULTI MEDIA PROJECT

Since November, 5th Grade students have been working on digital wanted posters of early explorers. This project showcases accomplishments in several of the Digital Literacy Standards as well as a brief foray into the skill of creating historical fiction based on classroom research and studies in history.

Teams collaborated to incorporate digital tools such as text wrap, borders, creating background “parchment” paper, framing images, manipulating font style, size, and color. They saved their projects to folders and retrieved them each lab session. All 5th grade classes contributed to a shared folder of copyright free images used to build their posters. Here a few examples.



For a look at the projects, skills, lab rules, and the current class “to-do” list for your learner’s grade level, please visit our internet start page to view the grade level activities, or tour the Massachusetts Digital Literacy & Computer Science Standards.

protopage.com/kids_love_computers

Comments, suggestions, questions? email me: penottec@nps.k12.ma.us

Enjoy,

Ms. Penotte